

2-104257-3 ✓ ACTIVE

AMPMODU | AMPMODU MTE

TE Internal #: 2-104257-3

Housing, Receptacle, Wire-to-Board, 24 Position, 2.54 mm [.1 in]
Centerline, Crimp / Insulation Displacement (IDC), 1 Row, Black,
AMPMODU MTE

[View on TE.com >](#)



Connectors > PCB Connectors > Wire-to-Board Connectors > Wire-to-Board Connector Assemblies & Housings



Connector Product Type: **Housing**

Connector & Housing Type: **Receptacle**

Connector System: **Wire-to-Board**

Number of Positions: **24**

Centerline (Pitch): **2.54 mm [.1 in]**

Features

Product Type Features

| | |
|-----------------------------------|---------------|
| Connector Product Type | Housing |
| Connector & Housing Type | Receptacle |
| Connector System | Wire-to-Board |
| Sealable | No |
| Connector & Contact Terminates To | Wire & Cable |

Configuration Features

| | |
|---------------------|----|
| Number of Positions | 24 |
| Number of Rows | 1 |

Electrical Characteristics

| | |
|---------------------------------------|---------|
| Dielectric Withstanding Voltage (Max) | 600 VAC |
| Insulation Resistance | 5000 MΩ |
| Operating Voltage | 267 V |

Contact Features

| | |
|----------------------------------|--------|
| Contact Layout | Inline |
| Contact Retention Within Housing | With |
| Contact Type | Socket |
| Contact Current Rating (Max) | 3 A |

Termination Features



| | |
|------------------------------------|--------------------------------------|
| Termination Method to Wire & Cable | Crimp, Insulation Displacement (IDC) |
|------------------------------------|--------------------------------------|

Mechanical Attachment

| | |
|---------------------------------------|----------------------------|
| Strain Relief | Without |
| Contact Retention Type Within Housing | Locking Lance |
| Panel Mount Feature | Without |
| PCB Mount Retention | Without |
| Mating Retention Type | Latch |
| Mating Retention | With |
| Connector Mounting Type | Cable Mount (Free-Hanging) |

Housing Features

| | |
|--------------------|-----------------|
| Housing Material | Thermoplastic |
| Centerline (Pitch) | 2.54 mm [.1 in] |
| Housing Color | Black |

Dimensions

| | |
|------------------|---------------------|
| Connector Length | 60.91 mm [2.398 in] |
| Connector Height | 6.73 mm [.265 in] |

Usage Conditions

| | |
|-----------------------------|-----------------------------|
| Operating Temperature Range | -65 – 105 °C [-85 – 221 °F] |
|-----------------------------|-----------------------------|

Operation/Application

| | |
|---------------------|--------|
| Circuit Application | Signal |
|---------------------|--------|

Industry Standards

| | |
|------------------------|-------------------------------|
| Glow Wire Rating | Standard Part - Not Glow Wire |
| UL Flammability Rating | UL 94V-0 |

Packaging Features

| | |
|--------------------|-----|
| Packaging Quantity | 500 |
| Packaging Method | Bag |

Other

| | |
|---------|---|
| Comment | Refer to AMPMODU contacts for crimp snap-in replacement receptacle or pin contacts. |
|---------|---|

Product Compliance


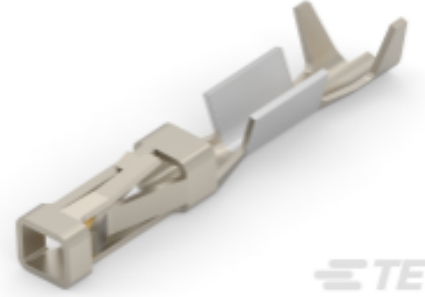

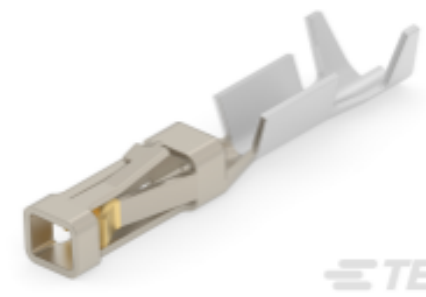
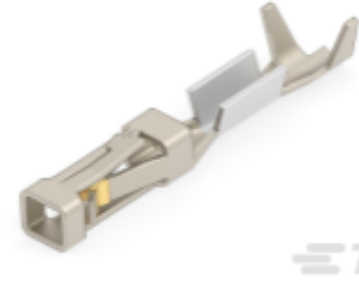
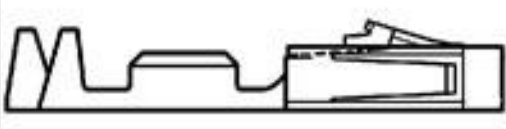
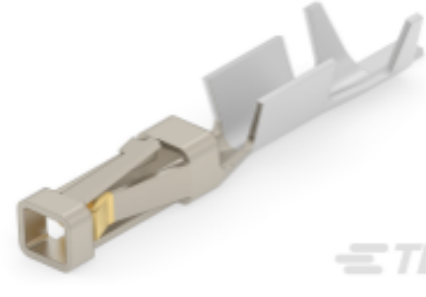

For compliance documentation, visit the product page on [TE.com](https://www.te.com)>

| | |
|---|---|
| EU RoHS Directive 2011/65/EU | Compliant |
| EU ELV Directive 2000/53/EC | Compliant |
| China RoHS 2 Directive MIIT Order No 32, 2016 | No Restricted Materials Above Threshold |
| EU REACH Regulation (EC) No. 1907/2006 | Current ECHA Candidate List: JUNE 2022 (224) Candidate List Declared Against: JUNE 2022 (224) Does not contain REACH SVHC |
| Halogen Content | Not Low Halogen - contains Br or Cl > 900 ppm. |
| Solder Process Capability | Not applicable for solder process capability |

Product Compliance Disclaimer

This information is provided based on reasonable inquiry of our suppliers and represents our current actual knowledge based on the information they provided. This information is subject to change. The part numbers that TE has identified as EU RoHS compliant have a maximum concentration of 0.1% by weight in homogenous materials for lead, hexavalent chromium, mercury, PBB, PBDE, DBP, BBP, DEHP, DIBP, and 0.01% for cadmium, or qualify for an exemption to these limits as defined in the Annexes of Directive 2011/65/EU (RoHS2). Finished electrical and electronic equipment products will be CE marked as required by Directive 2011/65/EU. Components may not be CE marked. Additionally, the part numbers that TE has identified as EU ELV compliant have a maximum concentration of 0.1% by weight in homogenous materials for lead, hexavalent chromium, and mercury, and 0.01% for cadmium, or qualify for an exemption to these limits as defined in the Annexes of Directive 2000/53/EC (ELV). Regarding the REACH Regulation, the information TE provides on SVHC in articles for this part number is based on the latest European Chemicals Agency (ECHA) 'Guidance on requirements for substances in articles' posted at this URL: <https://echa.europa.eu/guidance-documents/guidance-on-reach>


Compatible Parts

| | | | |
|---|--|---|---|
|  <p>TE Part # 1-104479-0 SHORT POINT CONT 30 DPLX STMPD LF</p> |  <p>TE Part # 1-104480-3 SHORT POINT CONT 30 DPLX STMPD LF</p> |  <p>TE Part # 104479-8 SHORT POINT CONT PLTD SN</p> |  <p>TE Part # 1-104480-2 SHORT POINT CONT 15 DPLX STMPD LF</p> |
|  <p>TE Part # 1-104481-1 SHORT POINT CONT 30 DPLX STMPD LF</p> |  <p>TE Part # 1-104481-0 SHORT POINT CONT 15 DPLX STMPD LF</p> |  <p>TE Part # 104479-9 SHORT POINT CONT 15 DPLX STMPD LF</p> |  <p>TE Part # 2-103653-3 24 MTE SHRD PIN HSG SR LATCH</p> |


Also in the Series | **AMPMODU MTE**



Insertion & Extraction Tools(2)



PCB Connector Shrouds(40)



PCB Headers & Receptacles(763)



Ribbon Connector Accessories(1)



Standard Rectangular Connectors(2)

Wire-to-Board Connector Assemblies
& Housings(585)

Wire-to-Board Connector Contacts(32)

Documents

Product Drawings

[24 MTE RCPT HSG SR LATCH .100](#)

English

CAD Files

[3D PDF](#)

3D

Customer View Model

[ENG_CVM_CVM_2-104257-3_AH.2d_dxf.zip](#)

English

Customer View Model

[ENG_CVM_CVM_2-104257-3_AH.3d_igs.zip](#)

English

Customer View Model

[ENG_CVM_CVM_2-104257-3_AH.3d_stp.zip](#)

English

By downloading the CAD file I accept and agree to the [Terms and Conditions](#) of use.

Datasheets & Catalog Pages

[AMP MODU MTE Section of Catalog 1307819](#)

English

[AMPMODU_INTERCONNECTION_SYSTEM_SECTION5_CONT](#)

English

[AMPMODU MTE INTERCONNECT SYSTEM](#)

English

Product Specifications



Application Specification

English